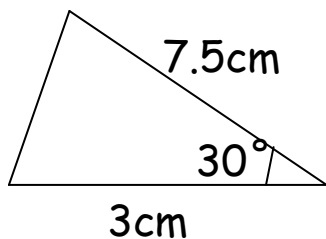


Angle-Side-Angle triangles

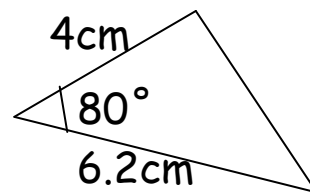
Using a ruler, protractor and sharp pencil, accurately draw the following triangles:

Starter:

1.

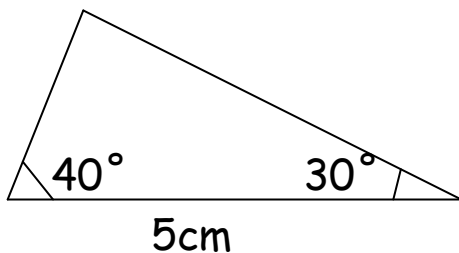


2.

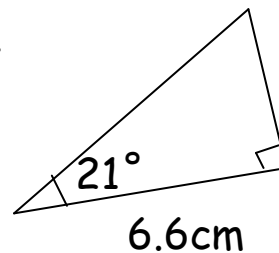


ASA triangles:

3.



4.



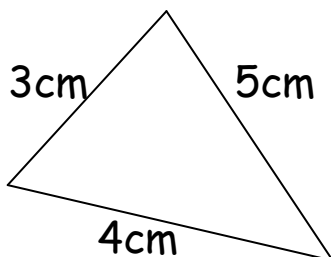
Now try these ones. Remember! These are ASA triangles. The given side lies between the two given angles.

5. 85° , 3.5cm, 30°

6. 130° , 3cm, 25°

Extension: Try drawing these side-side-side triangles. (Hint: You will need a pair of compasses!)

7.



8.

