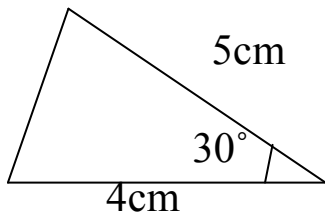


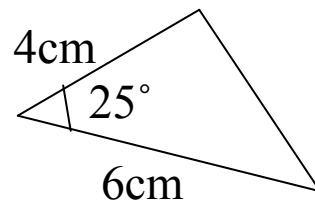
Side-Angle-Side triangles

Using a ruler, protractor and sharp pencil, accurately draw the following triangles:


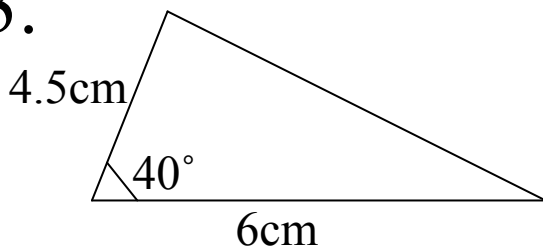
1.



2.



3.

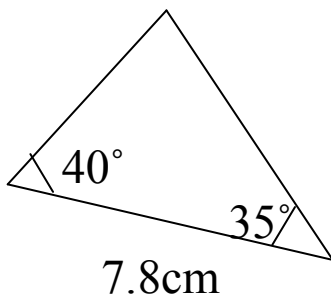


Now try these ones. Remember! These are SAS triangles. The given angle lies between the two given sides.

4. 6cm, 37°, 7cm

5. 5.5cm, 120°, 8cm

6.



7.

